

AUFBAUANLEITUNG

„Seitenwand für Seitendach“






- Ⓜ GB Assembly manual „side wall for side canopy“
- Ⓜ FR Notice de montage du “Paroi latérale pour auvent“
- Ⓜ NL Opbouwbeschrijving “Zijwand voor zijdak”
- Ⓜ ES Instrucciones de montaje para pared lateral del tejado lateral
- Ⓜ IT Istruzioni di montaggio parete laterale della Tettoia laterale
- Ⓜ DK Montagevejledning ”Sidevæg til Sidetag”

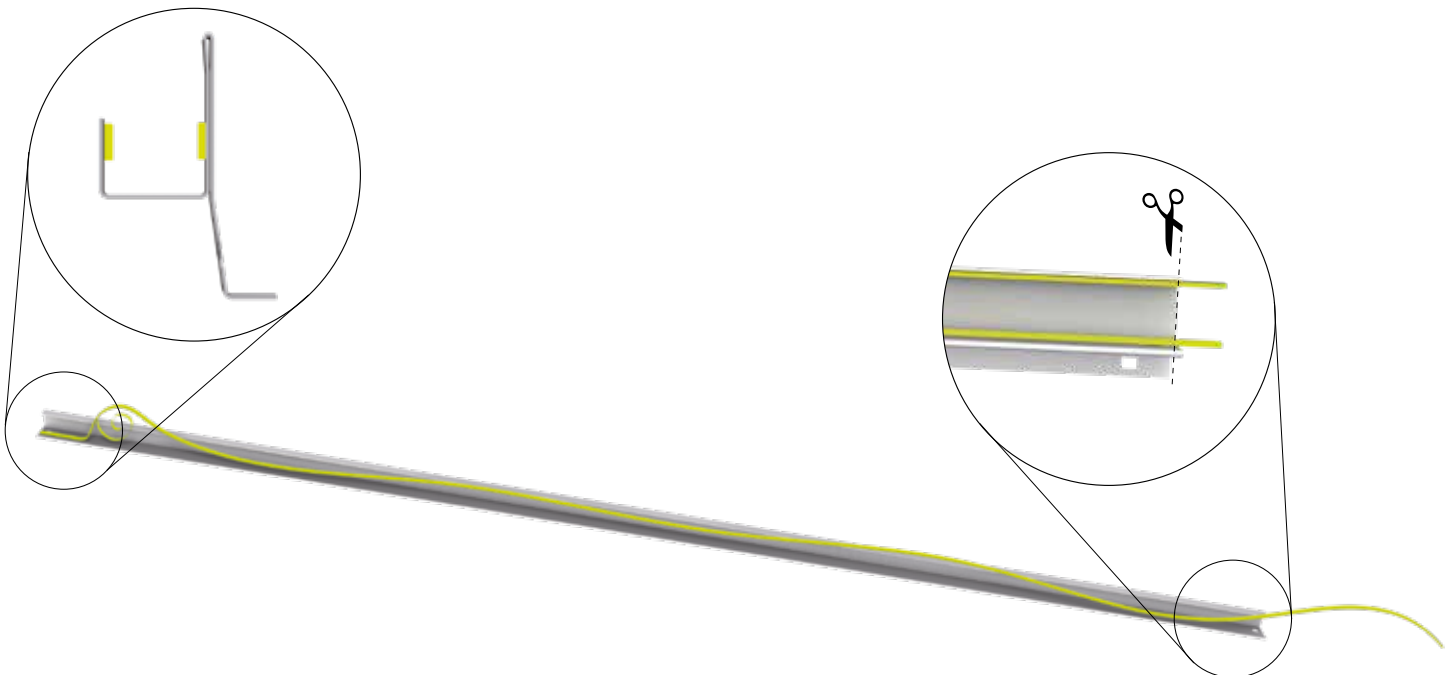

For further languages please go to: www.biohort.com/downloads



Einbausituation Rückwand

Assembly situation side wall - Vue de l'assemblage de la paroi arrière - Montage achterwand - Vista del montaggio della parete posteriore - Montaggio laterale - Montage fra bagside



1. 		1x			1x		1x
--	---	----	---	---	----	---	----



Einbausituation Seitenwand


Assembly situation at the side - Assemblage vue de côté - Montage zijwand - Montaje en el lateral - Montaggio laterale -
Indbygningssituation i side

1.

	2x		1x
---	----	---	----



2x



Einbausituation Rückwand

Assembly situation side wall - Vue de l'assemblage de la paroi arrière - Montage achterwand - Vista del montaggio della parete posteriore - Montaggio laterale - Montage fra bagside

2.



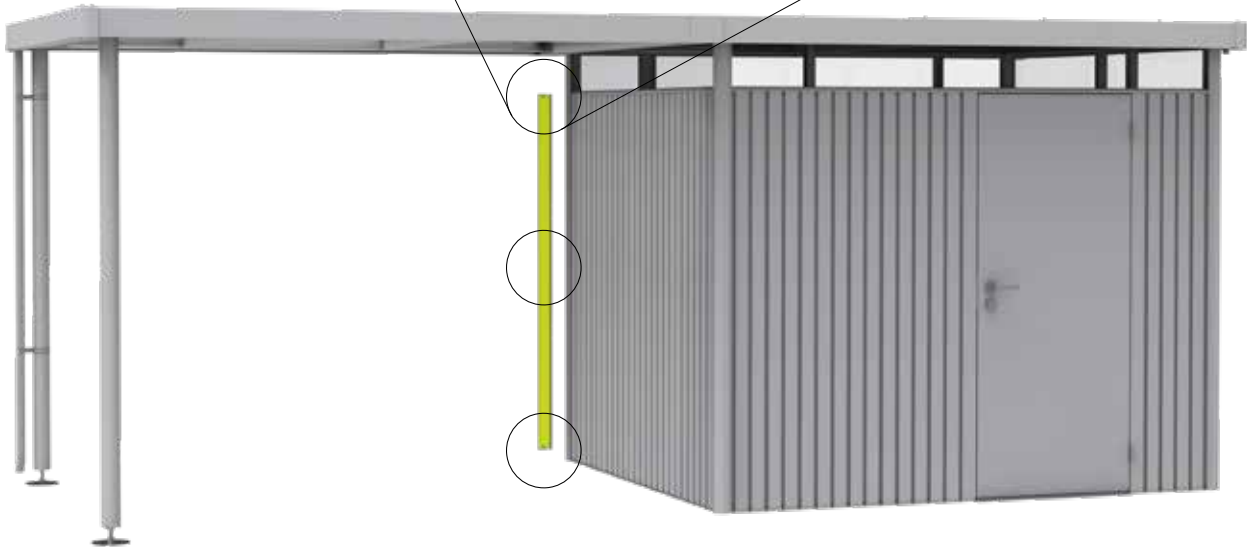
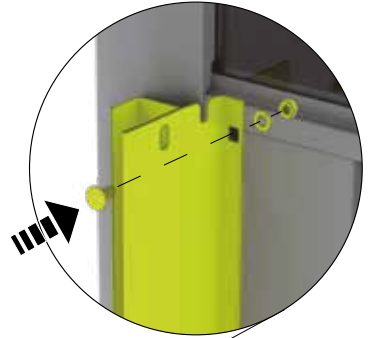
5x



Schrauben demontieren!

(GB) Please disassemble the screws!

(FR) Démontez les vis!



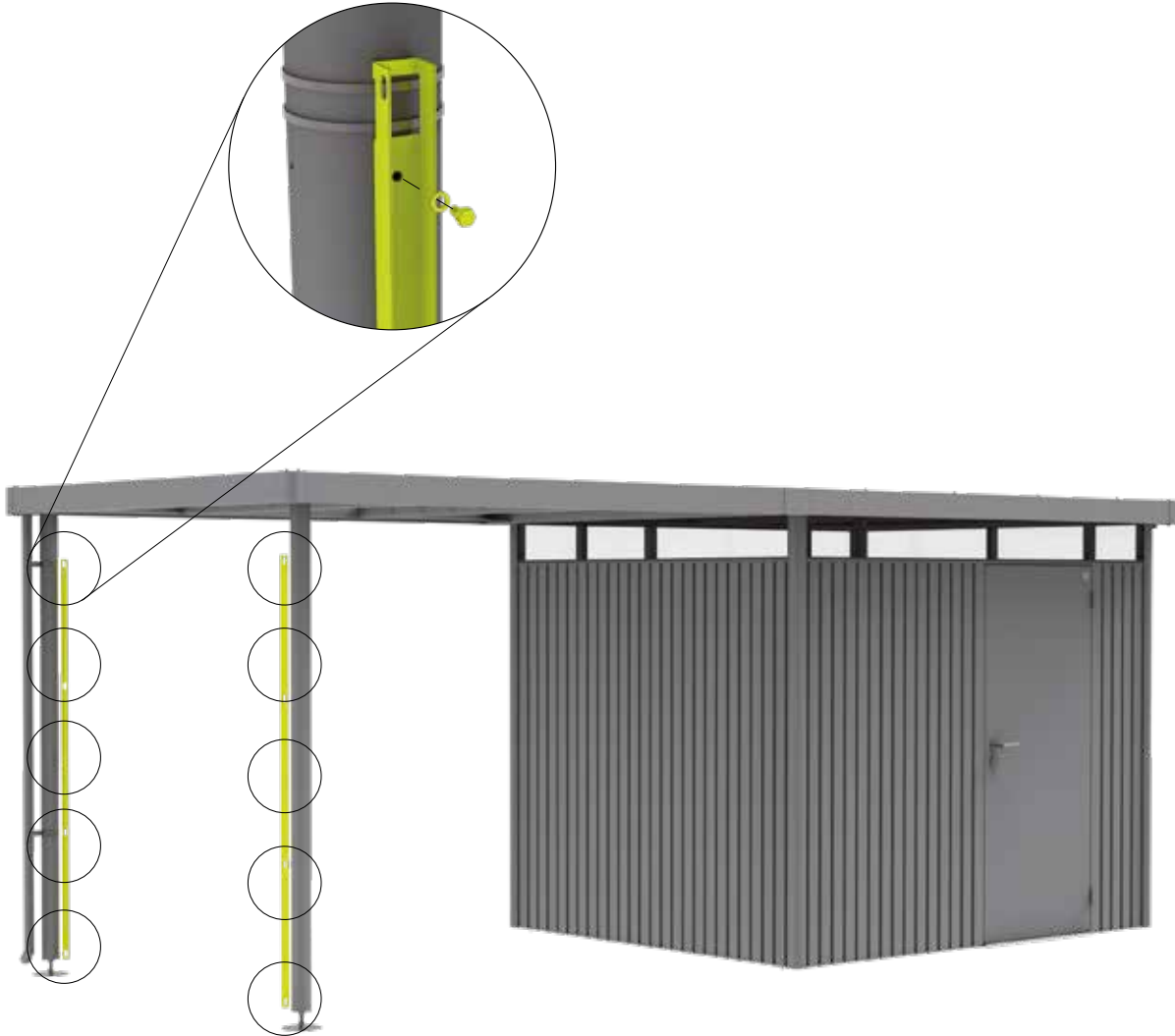
Einbausituation Seitenwand

Assembly situation at the side - Assemblage vue de côté - Montage zijwand- Montaje en el lateral - Montaggio laterale -
Indbygningssituation i side


2.


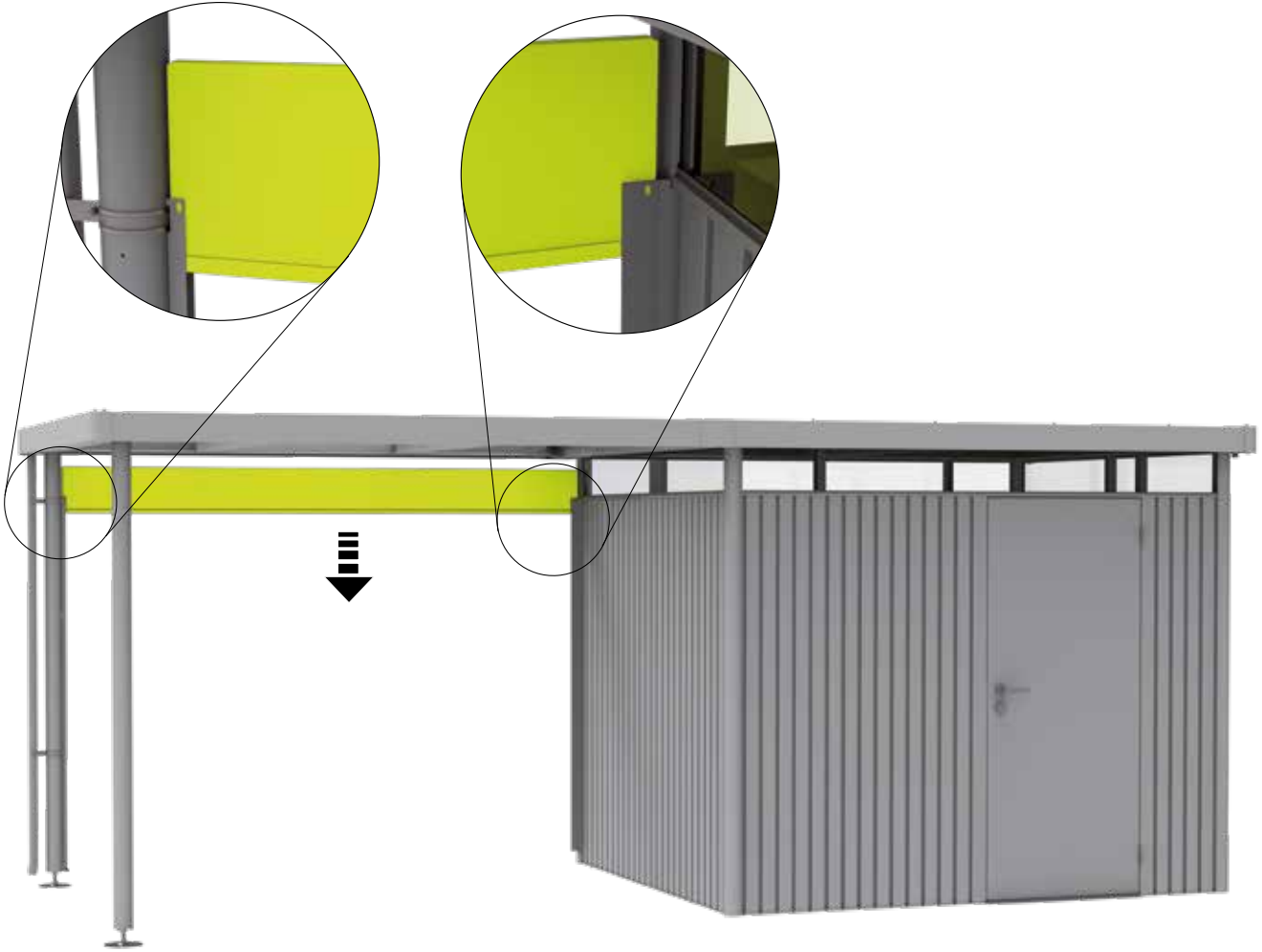


10x



4.

	1x		2x
---	----	--	----



5.

	7x		14x
--	----	---	-----





GERÄTEHÄUSER – Setzen Sie auf Qualität & Langlebigkeit
GARDEN SHEDS – rely on quality & longevity



GARTENBOXEN – Outdoorboxen für Garten, Terrasse & Co.
OUTDOOR BOXES – outdoor boxes for garden, patio & more



FAHRRAD-GARAGEN – Fahrräder, Roller & Co sicher verstaut
BICYCLE STORAGE – for safe storage of bicycles, scooters & more



MÜLLTONNEN-BOXEN – Stylish, praktisch & wartungsfrei
DUSTBIN STORAGE – stylish, practical & maintenance free



GARTEN-HELFER – Gartendesign in Bestform
GARDENING HELPERS – garden design at its best

Kontrollnummer:
 Control-number / Contrôle-Qualité / Controlnummer:



Bei Reklamationen bitte anführen:
 Kontrollnummer und Artikelnummer des reklamierten Teils.

GB: In case of complaint please indicate the control-number and the number of the item, which is subject of complaint.

F: Pour toutes réclamations: prière de joindre le numéro de contrôle et le numéro d'article de la pièce litigieuse.


NL: Bij reclamaties svp doorgeven: controlnummer en artikelnummer van het desbetreffende onderdeel.



Biohort steht für
 „LEBEN IM GARTEN“

Biohort stands for
 „LIFE IN THE GARDEN“

follow us:



Biohort GmbH
 Pürnstal 43, 4120 Neufelden, Österreich
 Tel: +43-7282-7788-0
 E-Mail: office@biohort.at, www.biohort.com