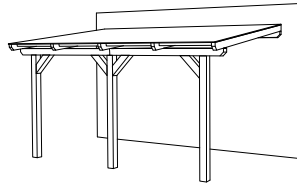
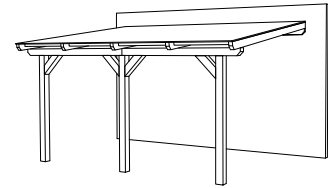


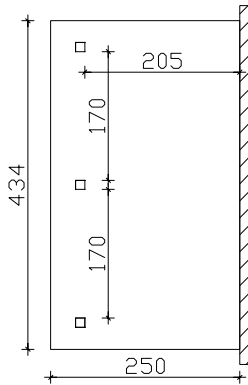
4018211 200504



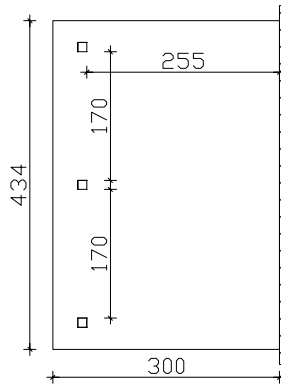
4018211 200528



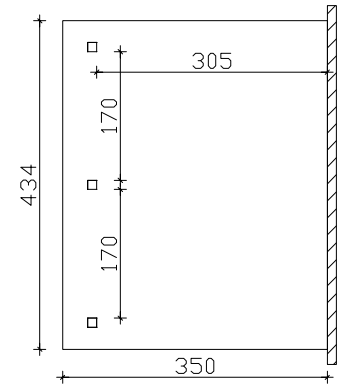
4018211 200542



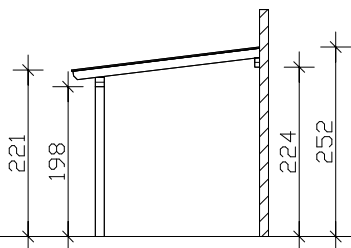
Grundriss



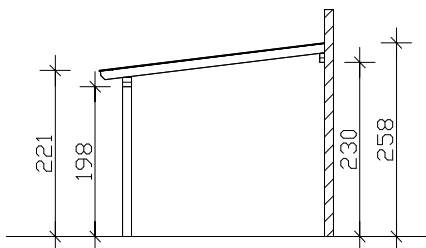
Grundriss



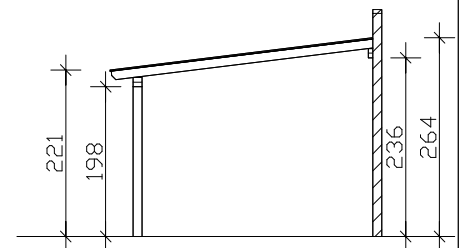
Grundriss



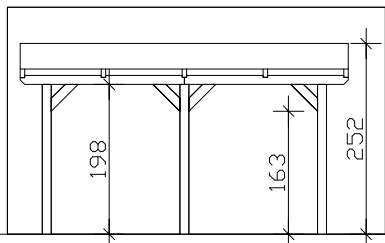
Frontansicht



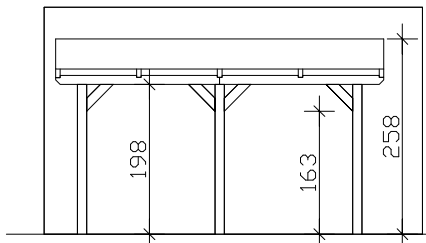
Frontansicht



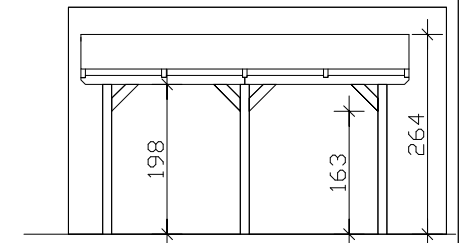
Frontansicht



Seitenansicht



Seitenansicht



Seitenansicht

M 1:100

"Palermo" Terrassenüberdachung, 434cm x 250cm / 300cm / 350cm

Technische Information / Baubeschreibung



Holzart / Eisenteile	KVH, unbehandelt / verzinkt
Pfosten	3 Stück 12x12x198cm
Dacheindeckung	Polycarbonat Doppelstegplatten 10mm (transparent)
Schneelast	sk = 1,25kN/m ²
Breite x Tiefe	434cm x 250cm / 300cm / 350cm
Höhe / Durchgang	221-252 / 258 / 264cm / 198cm
Fläche (umb.Raum)	10,85m ² (25,99m ³) / 13,02m ² (31,57m ³) / 15,19m ² (37,29m ³)
Dachneigung	7°
Verpackungseinheit	B x L x H 110 x 266-340 x 40-45cm / Gewicht 210-240kg
Inklusive	Montagematerial, Kopfbänder, Aufbauanleitung (ohne Anker, ohne Dübel für Wandbefestigung)